

CITY OF  
WOLVERHAMPTON  
COUNCIL

# Corporate Parenting Board Meeting

Thursday, 27 September 2018

Dear Councillor

## **CORPORATE PARENTING BOARD - THURSDAY, 27TH SEPTEMBER, 2018**

I am now able to enclose, for consideration at next Thursday, 27th September, 2018 meeting of the Corporate Parenting Board, the following reports that were unavailable when the agenda was printed.

<b>Agenda No</b>	<b>Item</b>
------------------	-------------

<b>8</b>	<b><u>Performance Monitoring Information</u> (Pages 3 - 16)</b>
----------	---

Report of James Amphlett

[To receive the Performance Monitoring Information Report]

If you have any queries about this meeting, please contact the democratic support team:

**Contact** Shelley Humphries

**Tel** 01902 554070

**Email** [shelley.humphries@wolverhampton.gov.uk](mailto:shelley.humphries@wolverhampton.gov.uk)

**Address** Democratic Support, Civic Centre, 2<sup>nd</sup> floor, St Peter's Square,  
Wolverhampton WV1 1RL

Encs

This page is intentionally left blank

<b>CITY OF WOLVERHAMPTON COUNCIL</b>	<b>Corporate Parenting Board</b> <b>27 September 2018</b>
--	--

<b>Report title</b>	Performance Monitoring Information	
<b>Cabinet member with lead responsibility</b>	Councillor Paul Sweet Children and Young People	
<b>Wards affected</b>	All	
<b>Accountable director</b>	Emma Bennett, Children and Young People	
<b>Originating service</b>	Communications, Insight and Performance Team	
<b>Accountable employee(s)</b>	James Amphlett Tel Email	Business Intelligence Manager 01902 551033 James.Amphlett2@wolverhampton.gov.uk
<b>Report to be/has been considered by</b>	Corporate Parenting Board 27 September 2018	

---

**Recommendation(s) for action or decision:**

The Corporate Parenting Board is recommended to:

1. Confirm receipt of the report and request any additional indicators or data items that they would like to see reported in future performance updates.

**Recommendations for noting:**

The Corporate Parenting Board is asked to note:

1. Note the most recent performance relating to Looked After Children and Care Leavers.

## **1.0 Purpose**

- 1.1 The purpose of this report is to update the Corporate Parenting Board on the latest performance relating to Looked After Children and Care Leavers.

## **2.0 Background**

- 2.1 The Corporate Parenting Board has regularly received a performance report. The report in its current format has been presented to the Board since January 2015, with some additions and enhancements made to the report over time at the request of the Board.

## **3.0 Update**

- 3.1 All current indicators in the report have been updated with data as at 31 July 2018. Please note that this data is provisional and may not directly reflect the end of year out-turn which will not be confirmed until statutory returns are submitted at the end of July.
- 3.2 A new indicator showing a timeliness of care applications with comparisons to national averages has been added to the report as requested by the board.

## **4.0 Financial implications**

- 4.1 There are no direct financial implications arising from this report.  
[NM/24092018/O]

## **5.0 Legal implications**

- 5.1 There are no direct legal implications arising from this report.  
[TS/26092018/Q]

## **6.0 Equalities implications**

- 6.1 The report contains some demographic data, however, there are no direct equalities implications arising from this report.

## **7.0 Environmental implications**

- 7.1 There are no direct environmental implications arising from this report.

## **8.0 Human resources implications**

- 8.1 There are no direct human resources implications arising from this report.

## **9.0 Corporate landlord implications**

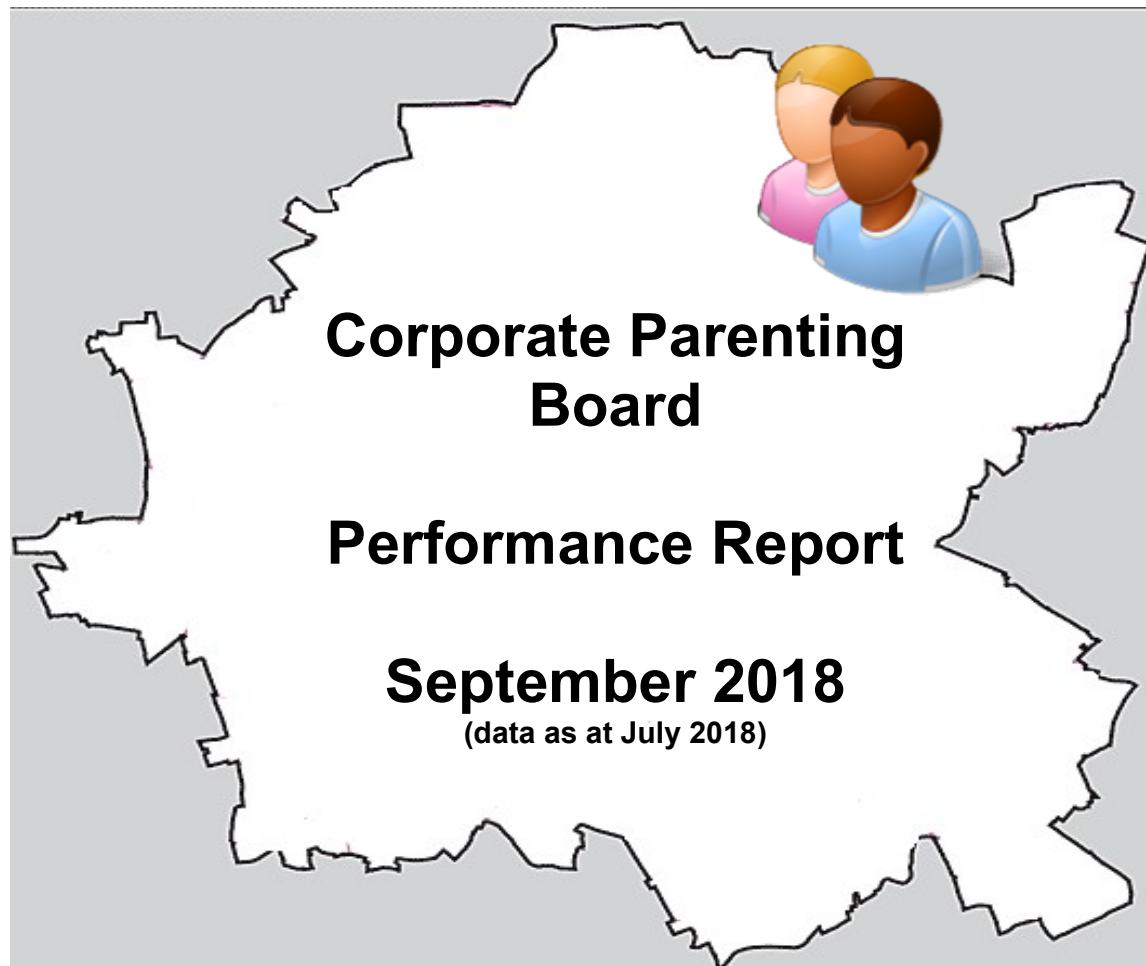
- 9.1 There are no direct corporate landlord implications arising from this report.

## **10.0 Schedule of background papers**

10.1 There are no background papers related to this report.

This page is intentionally left blank

**CITY OF  
WOLVERHAMPTON  
COUNCIL**



## Key Points to Note

### Demographics

Demographic data has been updated with the 2016 mid-year population estimates. A considerably lower proportion of LAC are from BME backgrounds compared to the Wolverhampton CYP population. 2017 comparator data has been updated for the number of Looked After Children (LAC). The number of LAC has increased over the past 6 months and now is higher than at any point in the previous year and a half. The rate of LAC starts is not increasing however the rate of LAC ends has slowed down. A reduction is required to bring Wolverhampton in line with comparators.

### Placements

Trends for 'In-house' Foster Carers shows that the percentage of children placed with in-house foster carers has increased although progressed has slowed over the past two months with an increase in agency placements. To help create additional places the recruitment team have seen their target for number of days to approve new foster carers cut to 6 months.

The proportion of LAC placed more than 20 miles from home has increased slightly to 16%. The indicators that look at placement stability have remained strong in the month against a backdrop of static LAC numbers and increased adoptions. Stability generally continues to show positive results and demonstrates that Looked After Children in Wolverhampton benefit from stable placements.

### Assessments and Reviews

Indicators around timeliness of assessments of Looked After Children have been developed to look at the percentage of LAC who have been re-assessed within 12 months. This indicator shows much lower levels of performance than the previous indicator that included reviews. Reviews completed on time in the year remain high at 93% compared to 82% in 2016-17 year out turn. The percentage of children that participated in their reviews has increased after lower rates of performance in early 2017-2018. Performance so far in 2018-2019 is very strong with a 95% pass rate.

### Education

The 2016 KS2 and KS4 results show that Wolverhampton LAC performed better than LAC nationally, regionally and within statistical neighbours, however, there remains a significant gap between the performance of LAC and all Wolverhampton children.

Small numbers can make these measurements volatile. For further information about the education attainment of LAC in Wolverhampton please refer to the Virtual School Head teacher annual report. Attendance data has been updated for 2016 - attendance of Wolverhampton LAC at school is better than that of comparators. please note there was an error in previous reports where persistent absence was under-reported.



**Health**

The percentage of children with up to date dental checks continues to decreased to a low of 77% in the month. Managers are targeting tis area of performance with sustained data quality work and supervision. Despite this decrease, the result however remains significantly higher than the 60% of children in the general Wolverhampton population that have seen a dentist in the past 2 years which is falling.

The percentage of health checks that are up to date has idereased to 86% but is still favourable against year out-turn 2016-2017. Performance in initial checks is lower than those being reviewed however the appointment of a new LAC nurse is expected to help ensure initial checks increase.

**PEPs**

Performance for PEPs continues to increase after changes in electronic systems caused a reduction in performance earlier in the year. Work continues to identify those children in nursery provision for Early Years PEPs.

**Adoption**

Adoption timeliness improved in the 2017-2018 against all three major adoptions indicators. Despite this improvement the average time taken to match and place children for adoption in Wolverhampton is still higher than national targets. In 2018-2019 performance has improved further with all three indicators within target for the year despite a number of long term LAC being adopted. This is promis performance especially when considering that Wolverhampton also compares favourably to comparators in regard to the adoption of hard to place children.

**Care Leavers**

The percentage of Care Leavers in Employment Education and Training cohort has changed to include all children and young adults who turn 17 to 21 in the year. At the end of May 2018 60% of 17-21 year olds were in Education, Employment or Training. NALM (not available for the labour market). 85% of care leavers are available for work with 15% (33 young people) not available due to pregnancy or young motherhood, illness or disability or because they are in custody.

The proportion of care leavers currently deemed to be in suitable accommodation is also included and shows that 88% of the cohort are currently in suitable accommodation.

Demographics



57658 children aged 0-17 live in  
Wolverhampton  
22.8% of the total population

ONS 2014 mid-year estimate

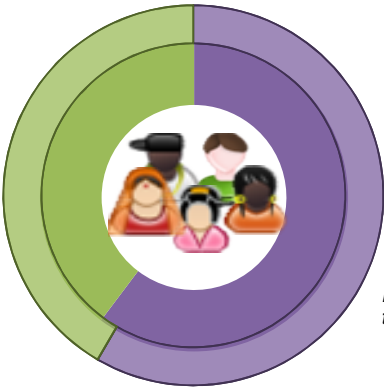
48.8% of the CYP  
population and 44.4%  
of LAC are female



51.2% of the CYP  
population and 55.6%  
of LAC are male



41.6% of the CYP  
population and 38.9%  
of LAC are BME

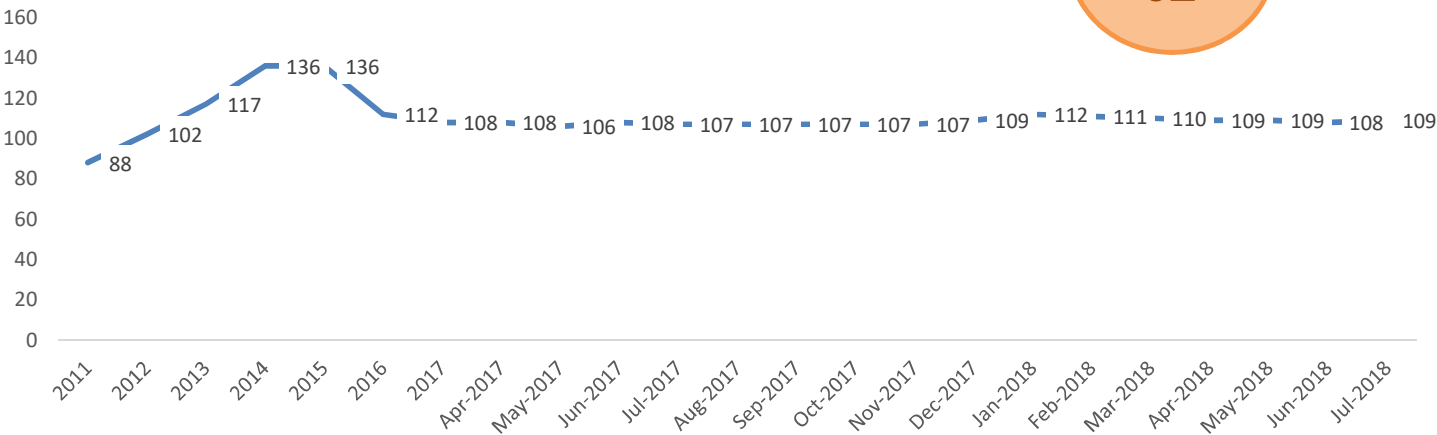
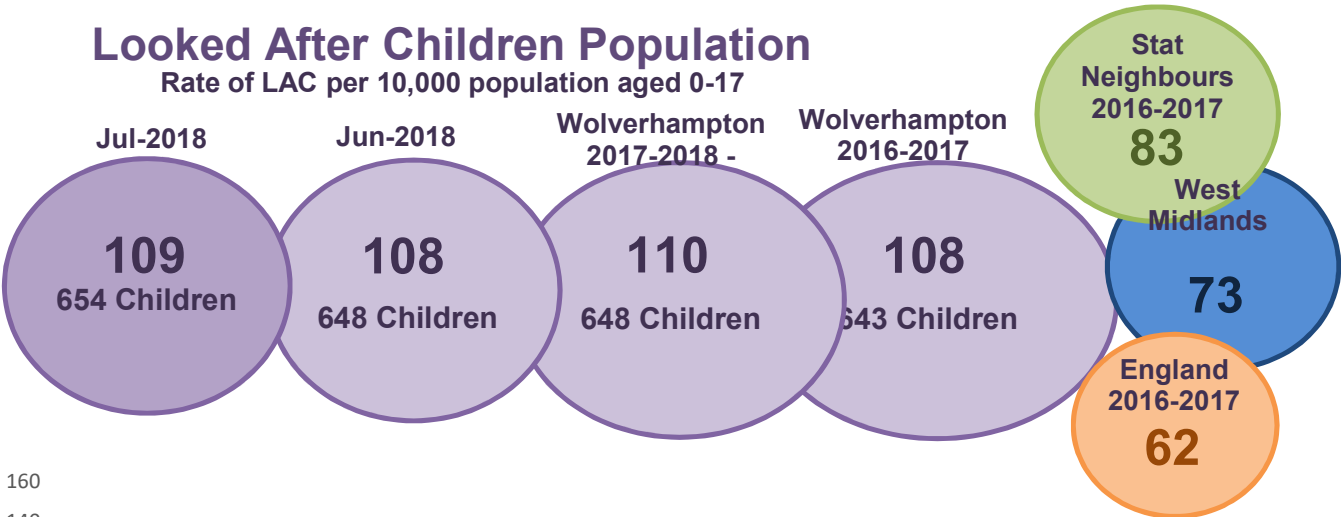


58.4% of the CYP  
population and 59.2% of  
LAC are white

Inner circle represents the LAC population, the outer circle is  
the CYP population

Looked After Children Population

Rate of LAC per 10,000 population aged 0-17



## Placements



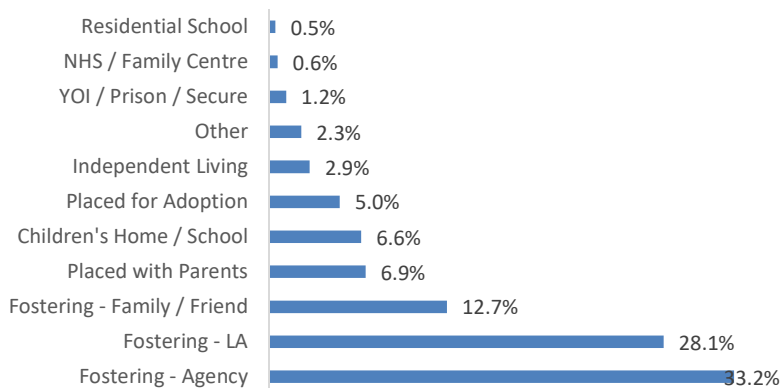
% LAC Placed 20 miles + from home

Jul-2018

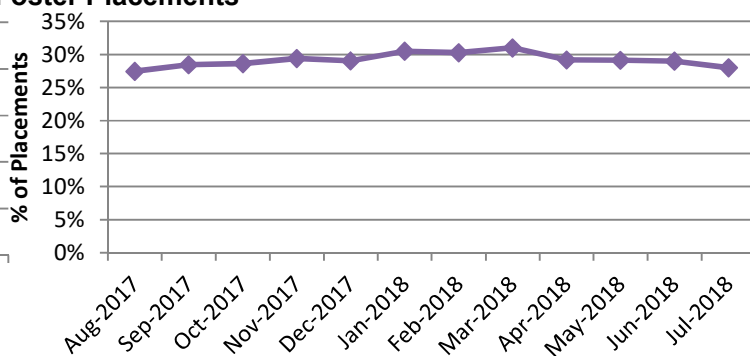
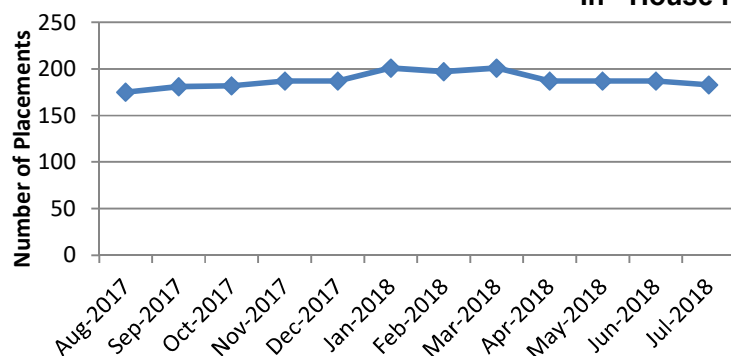
**16%**

2016-2017 Out-turn = 14% 2015-2016 Out-turn = 16% 2014-2015 Out-turn = 16% 2013-2014 Out-turn = 13%

## LAC by Placement Type



## In - House Foster Placements



The proportion of LAC Placed with in-house foster carers is increasing due to decreases in other placements. The number of in-house foster care placements has decreased slightly to 183 in the month.

## Placement Stability



LAC with fewer than 3 placements in the last 12 months

Jul-2018

**86%**

2016-2017 Wolverhampton = 87%  
2016-2017 West Midlands = 89%  
2016-2017 Stat Neighbours = 90%  
2016-2017 England = 90%

% of children in same placement for 2 years or more or placed for adoption (when looked after for more than 2.5 years)

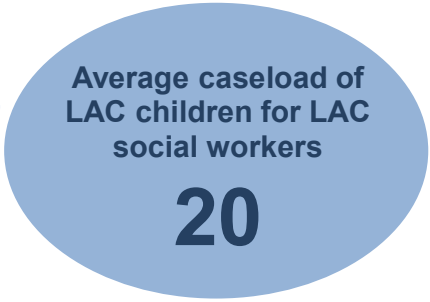
Jul-2018

**68%**

2016-2017 Wolverhampton = 71%  
2016-2017 West Midlands = 71%  
2016-2017 Stat Neighbours = 71%  
2016-2017 England = 70%

Performance shows that Looked After Children in Wolverhampton benefit from largely stable packages and that performance in this area continues to improve.

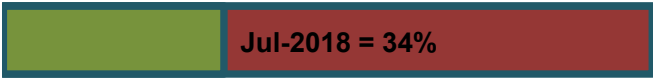
Assessments & Reviews



45% of young people who have been looked after for more than a year and 37% who have been looked after for less than a year have had 3 or more social workers in the past 12 months

This is an improving picture

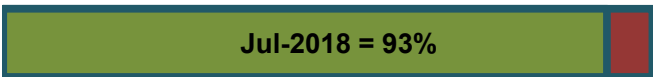
Looked After Children with up to date assessments



An up to date assessments is one that has been authorised within the last 6 months.

2017-2018 Out-turn = 36%  
2016-2017 Out-turn = 45%

Looked After Children whose reviews have been completed on time



First Review is within 20 working days. Second review within 3 months. Third and subsequent reviews every 6 months

2017-2018 Out-turn = 92%  
2016-2017 Out-turn = 82%

LAC assessment data now reports cases that have had a new assessment completed within 12 months.

Since 1st June 2017, 92% of reviews were within timescales.

The proportion of LAC reviews where the child was present or contributed by other means since 1st April 2018

95%  
Jul-2018

There has been an increase in LAC participation in reviews since year out turn 2017-2018. This is after a period of lower performance in early 2017-2018.

95%

2017-2018 Out-turn

90%

2016-2017 Out-turn



## Education



KS2 Expected Standard	Maths	Reading	Writing	Reading, Writing and Maths
Wolverhampton LAC 2016	51%	60%	58%	37%
Wolverhampton 2016	70%	65%	75%	53%
West Midlands 2016	41%	38%	43%	23%
Stat Neighbours 2016	40%	35%	43%	25%
England 2016	41%	41%	46%	25%
KS4	GCSE A* - C in Eng & Maths	Attainment 8	Progress 8	
Wolverhampton LAC 2016	20%	24%	-1%	
Wolverhampton 2016	59%	48%	0%	
West Midlands 2016	17%	23%	1%	
Stat Neighbours 2016	18%	22%	1%	
England 2016	18%	23%	1%	

**PLEASE NOTE:** Small numbers in the cohort reaching each key stage can cause results to be volatile making comparison difficult.

National results show that looked after children reaching KS2 level 4 in Maths, Reading and Writing in 2016 performed better than regional, statistical neighbour and national results. Performance in GCSEs is also better. However, there remains a significant gap between the performance of all children and LAC.

Detailed analysis of LAC educational performance was presented to the Panel via the Virtual School Head

The proportion eligible LAC with an up to date Personal Education Plan (PEP)



**95%**

2016-2017 Out-turn

**80%**

2017-2018 Out-turn

**90%**

PEPS (Years 1 -11) -  
Jul-18

**91%**

PEPS (Years 12 and 13) -  
Jul-2018

\* Children looked after for 12 months or more

**Unauthorised Absence \***

**0.6%**

West Midlands - 0.8%  
Statistical Neighbours - 1.1%  
England - 1.00%

**Overall Absence \***

**3.3%**

West Midlands - 3.80%  
Statistical Neighbours - 3.9%  
England - 3.90%

**LAC Persistent Absence**

**6.7%**

West Midlands - 8.20%  
Statistical Neighbours - 9.4%  
England - 9.1%

There has been an increase in the number of PEP's in the month and both indicators show a strong result. This is the highest performance since the new E-PEP system went live at the start of November 2017.

LAC Health



60% of children in the  
Wolverhampton Local Authority  
Area have seen a dentist in the last  
two years

Dental Checks



2017-2018 Out-turn =  
84%

2016-2017 Out-turn = 82%

Health Checks



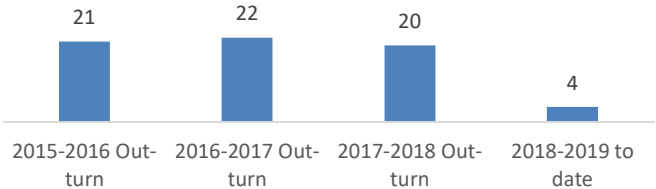
2017-2018 Out-turn = 84%

2016-2017 Out-turn = 84%

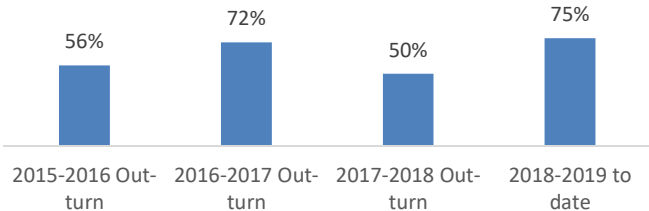
There been a decrease in  
performance over the year in dental  
checks and results in this area remain  
strong as a result of improved working  
with the CCG and RWT.  
Performance of Health Checks has  
increased with initial checks particularly  
low in the year.

Foster Recruitment

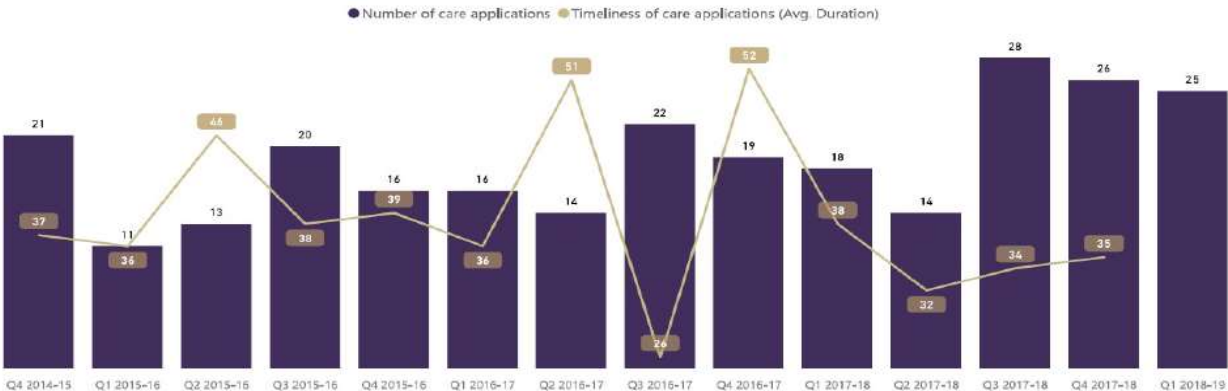
Number of Foster Carers Approved in the  
Year



Percentage of Foster Carers Approved in  
timescale



The number of new foster carers approved in 2017-2018 decreased slightly as did the percentage approved within timescale. The target time to approve foster carers decreased in April 2018 to 6 months.



# Leaving Care



Children Adopted

2015-2016

61

2016-2017

47

2017-2018

40

2018-2019

8

## Adoptions

Stage in adoption process ● Placed for Adoption ● Matched but not placed ● Placement Order Granted but not matched ● Best interest decision only



### Current Adoption Scorecard (2016 - 2019)

The adoption scorecard is calculated using results and performance over a three year period

A1 - Average time between a child entering care and moving in with their adoptive family

554 Days

3 Year avg 2016-2019

Target - 428 days

A2 - Average time between receiving court authority to place and finding a match

217 Days

3 year avg 2016-2019

Target - 121 days

A10 - Average time between a child entering care and moving in with their adoptive family (stopped at point of fostering for foster carers adoptions)

462 Days

3 year avg 2016-2019

Target - 428 days

### Single year performance (2018/19 to date)

A1 - 405 days with 75% of children adopted within timescales

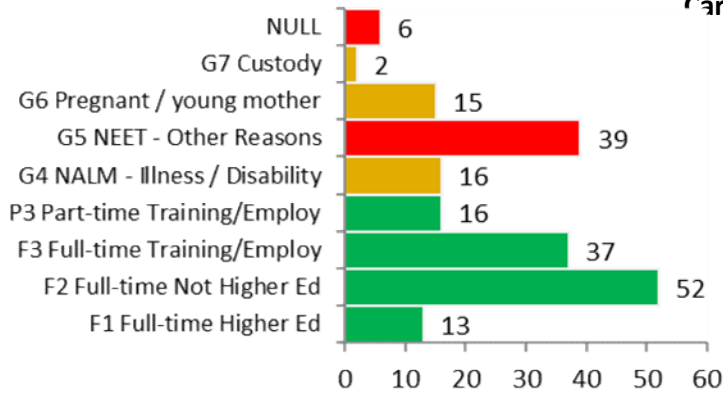
A2 - 135 days

A10 - 259 days

The adoption scorecards for 2016/17 were published just before Christmas 2017. Wolverhampton were once again rated 'double red' in the two key indicators, however, performance around adopting hard to place children including those over the age of 5 and from BME backgrounds continues to be better than performance nationally. Detailed analysis of the results has been undertaken and is available. Initial indicators for 2017-2018 show a similar pattern to the previous year, however an encouraging start has been made in 2018/2019 with 75% of adoptions within timescale.

Care Leavers

Number EET Statuses



Care Leavers in Education, Employment and Training

Wolverhampton 2017-2018 Provisional = 60%  
Wolverhampton 2016-2017 = 56%  
West Mids 2016-2017 = 46%  
Statistical Neighbours 2016-2017 = 47%  
England 2016-2017- 50%

May 2018:  
60%

% Care Leavers in Suitable Accomodation

85%

% Care Leavers in Available to work

85%